







COMBINATION METER

HOW TO PROCEED WITH TROUBLESHOOTING

054TB-01

| | |
|--|--|
| 1 | Vehicle Brought to Workshop |
|  | |
| 2 | Customer Problem Analysis (See page 05-649) |
|  | |
| 3 | Problem Symptom Confirmation (See page 05-658) |
|  | |
| 4 | Circuit Inspection (See page 05-659 – 05-671) |
|  | |
| 5 | Repair or Replace |
|  | |
| 6 | Confirmation Test |
|  | |
| 7 | End |